



Prabhodhan Shikshan Prasarak Sanshta's Indira Institute of Pharmacy, Sadavali

Feedback Analysis

Title : Feedback sem I

Academic Year : 2023-24

Class : Sem 1 [B Pharmacy]

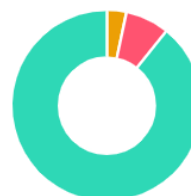
Details : Ajinkya More

Total number of response(s) : 31 / 48

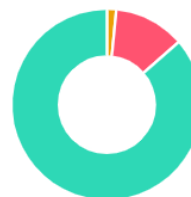
Question	Punctuality			
Answer	Value	No. of response(s)	Response value	Response %
1. Average	1	0	0	0.00
2. Good	2	3	6	4.69
3. Very Good	3	8	24	18.75
4. Excellent	4	21	84	65.63
Performance				89.06
Final Attainment				2.67



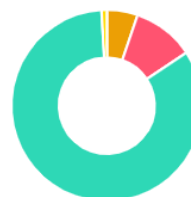
Question	Behavior			
Answer	Value	No. of response(s)	Response value	Response %
1. Average	1	0	0	0.00
2. Good	2	2	4	3.13
3. Very Good	3	3	9	7.03
4. Excellent	4	27	108	84.38
Performance				94.53
Final Attainment				2.84



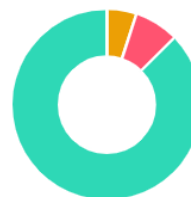
Question	Knowledge			
Answer	Value	No. of response(s)	Response value	Response %
1. Average	1	0	0	0.00
2. Good	2	1	2	1.52
3. Very Good	3	5	15	11.36
4. Excellent	4	27	108	81.82
Performance				94.70
Final Attainment				2.84



Question	Interaction			
Answer	Value	No. of response(s)	Response value	Response %
1. Average	1	0	0	0.00
2. Good	2	3	6	4.69
3. Very Good	3	4	12	9.38
4. Excellent	4	24	96	75.00
.	1	1	1	0.78
Performance				89.84
Final Attainment				2.70



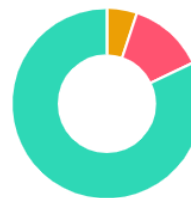
Question	Presentation			
Answer	Value	No. of response(s)	Response value	Response %
1. Average	1	0	0	0.00
2. Good	2	3	6	4.69
3. Very Good	3	3	9	7.03
4. Excellent	4	26	104	81.25
.	1	0	0	0.00
Performance				92.97
Final Attainment				2.79



Question	Command			
Answer	Value	No. of response(s)	Response value	Response %
1. Average	1	0	0	0.00
2. Good	2	3	6	4.69
3. Very Good	3	8	24	18.75
4. Excellent	4	21	84	65.63
Performance				89.06
Final Attainment				2.67



Question	Creative			
Answer	Value	No. of response(s)	Response value	Response %
1. Average	1	0	0	0.00
2. Good	2	3	6	4.69
3. Very Good	3	5	15	11.72
4. Excellent	4	24	96	75.00
Performance				91.41
Final Attainment				2.74



Question	Motivative			
Answer	Value	No. of response(s)	Response value	Response %
1. Average	1	0	0	0.00
2. Good	2	1	2	1.56
3. Very Good	3	6	18	14.06
4. Excellent	4	25	100	78.13
Performance				93.75
Final Attainment				2.81



Question	English			
Answer	Value	No. of response(s)	Response value	Response %
1. Average	1	0	0	0.00
2. Good	2	3	6	4.69
3. Very Good	3	3	9	7.03
4. Excellent	4	26	104	81.25
Performance				92.97
Final Attainment				2.79



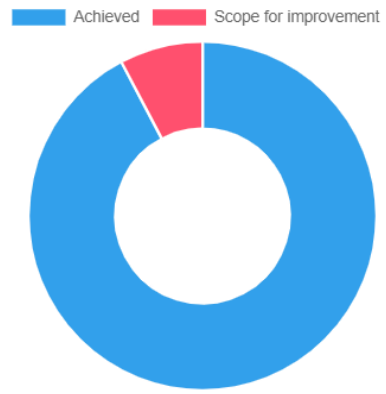
Question	Teacher			
Answer	Value	No. of response(s)	Response value	Response %
1. Average	1	0	0	0.00
2. Good	2	0	0	0.00
3. Very Good	3	7	21	16.41
4. Excellent	4	25	100	78.13
Performance				94.53
Final Attainment				2.84



NOTE:

- Response Value = (Value * Total Number of Responses)
- Response % = (Response Value / (Max Value * Total Number of Responses))

Questionwise Attainment	
Activity Number	Attainment
1	2.67
2	2.84
3	2.84
4	2.70
5	2.79
6	2.67
7	2.74
8	2.81
9	2.79
10	2.84



Achieved 92.28 | Scope for improvement 7.72